

## Selected Core Proficiency Survey 2004 and 2005 Results

How confident do you feel you have been prepared to...	2004 Very Strong & Strong Responses	2005 Very Strong & Strong Responses
<b>Communication:</b> Write effectively in a clear and correct style appropriate to the subject, occasion, and audience.	88%	47%
<b>Mathematics:</b> Apply basic mathematical tools to the solutions of real-world problems.	73%	73%
<b>Natural Sciences:</b> Recognize scientific and quantitative methods and understand the differences between these approaches and other methods of inquiry to communicating findings, analyses, and interpretation both orally and in writing.	73%	77%
Identify and recognize the differences among competing scientific models of the universe.	63%	69%
Demonstrate knowledge of the interdependence of science and technology and their influence on, and contribution to, modern culture.	69%	80%
<b>Humanities and Visual and Performing Arts:</b> Understand and demonstrate a knowledge of the human condition and human cultures, especially in relation to behavior, ideas, and values expressed in works of human imagination and thought.	90%	88%
Display an appreciation for the aesthetic principles that guide or govern the humanities and arts.	83%	78%
Demonstrate knowledge of the influence of literature, philosophy, and/or the arts on cross-cultural interactions.	83%	78%
<b>Social and Behavioral Science:</b> Examine social institutions and processes across a range of historical periods and cultures.	76%	73%
Use and critique alternative explanatory systems or theories.	70%	74%
Develop and communicate alternative explanations or solutions for contemporary social issues.	74%	80%
Recognize and assume your responsibility as a citizen in the democratic society by thinking for yourself and by engaging in public discourse and obtaining information...	87%	79%
<b>Computing:</b> Use computer technology to communicate, solve problems, and acquire information.	86%	86%

# Condensed Item Analysis Report

Core Curriculum Proficiency Survey

Prairie View A&M University

All 2005 Bachelor's Degree Recipients

## Major College/School

Response	Frequency	Percent	
CAHS	4	2.47	
SA	1	0.62	
A&S	42	25.93	
Bus	0	0.00	
COE	23	14.20	
COEng	38	23.46	
JJ&P	19	11.73	
CON	35	21.60	
Missing	0	0.00	

## Ethnicity

Response	Frequency	Percent	
Black/Non-Hispanic	139	85.80	
White/Non-Hispanic	10	6.17	
Hispanic	7	4.32	
Asian/Pacific Islander	2	1.23	
American Indian/Alaskan Native	0	0.00	
Non-Resident Aliens/Foreign National	2	1.23	
Other	2	1.23	
Missing	-	-	

## Gender

Response	Frequency	Percent	
Female	115	70.99	
Male	47	29.01	
Missing	-	-	

## Age

Response	Frequency	Percent	
20-25	124	76.54	
26-30	22	13.58	
31-35	11	6.79	
36-39	2	1.23	
40 or above	3	1.85	
Missing	0	0.00	

## 1st Graduate

Response	Frequency	Percent	
Yes	48	29.63	
No	114	70.37	
Missing	0	0.00	

## 1st PVAMU Graduate

Response	Frequency	Percent	
Yes	108	66.67	
No	54	33.33	
Missing	0	0.00	

## Communications1

Response	Frequency	Percent	
Very Strong	76	46.91	
Strong	0	0.00	
Average	22	13.58	
Fair	0	0.00	
Poor	1	0.62	
Missing	63	38.89	

## Communications2

Response	Frequency	Percent	
Very Strong	103	63.58	
Strong	0	0.00	
Average	9	5.56	
Fair	0	0.00	
Poor	1	0.62	
Missing	49	30.25	

**Communications3**

Response	Frequency	Percent	
Very Strong	92	56.79	
Strong	0	0.00	
Average	17	10.49	
Fair	1	0.62	
Poor	1	0.62	
Missing	51	31.48	

**Mathematics1**

Response	Frequency	Percent	
Very Strong	72	44.44	
Stong	47	29.01	
Average	37	22.84	
Fair	4	2.47	
Poor	1	0.62	
Missing	1	0.62	

**Mathematics3**

Response	Frequency	Percent	
Very Strong	65	40.12	
Stong	55	33.95	
Average	32	19.75	
Fair	7	4.32	
Poor	2	1.23	
Missing	1	0.62	

**Mathematics5**

Response	Frequency	Percent	
Very Strong	61	37.65	
Stong	66	40.74	
Average	31	19.14	
Fair	3	1.85	
Poor	1	0.62	
Missing	0	0.00	

**Computing2**

Response	Frequency	Percent	
Very Strong	79	48.77	
Stong	51	31.48	
Average	28	17.28	
Fair	2	1.23	
Poor	2	1.23	
Missing	0	0.00	

**Communications4**

Response	Frequency	Percent	
Very Strong	101	62.35	
Strong	0	0.00	
Average	18	11.11	
Fair	0	0.00	
Poor	0	0.00	
Missing	43	26.54	

**Mathematics2**

Response	Frequency	Percent	
Very Strong	73	45.06	
Stong	49	30.25	
Average	35	21.60	
Fair	3	1.85	
Poor	1	0.62	
Missing	1	0.62	

**Mathematics4**

Response	Frequency	Percent	
Very Strong	59	36.42	
Stong	55	33.95	
Average	38	23.46	
Fair	6	3.70	
Poor	4	2.47	
Missing	0	0.00	

**Computing1**

Response	Frequency	Percent	
Very Strong	80	49.38	
Stong	61	37.65	
Average	19	11.73	
Fair	1	0.62	
Poor	1	0.62	
Missing	0	0.00	

**Computing3**

Response	Frequency	Percent	
Very Strong	76	46.91	
Stong	49	30.25	
Average	35	21.60	
Fair	2	1.23	
Poor	0	0.00	
Missing	0	0.00	

**Computing4**

Response	Frequency	Percent	
Very Strong	112	69.14	
Stong	39	24.07	
Average	9	5.56	
Fair	2	1.23	
Poor	0	0.00	
Missing	0	0.00	

**Computing5**

Response	Frequency	Percent	
Very Strong	75	46.30	
Stong	56	34.57	
Average	25	15.43	
Fair	4	2.47	
Poor	2	1.23	
Missing	0	0.00	

**Computing6**

Response	Frequency	Percent	
Very Strong	77	47.53	
Stong	39	24.07	
Average	35	21.60	
Fair	9	5.56	
Poor	2	1.23	
Missing	0	0.00	

**Computing7**

Response	Frequency	Percent	
Very Strong	114	70.37	
Stong	33	20.37	
Average	14	8.64	
Fair	1	0.62	
Poor	0	0.00	
Missing	0	0.00	

**Computing8**

Response	Frequency	Percent	
Very Strong	120	74.07	
Stong	32	19.75	
Average	9	5.56	
Fair	1	0.62	
Poor	0	0.00	
Missing	0	0.00	

**Computing9**

Response	Frequency	Percent	
Very Strong	55	33.95	
Stong	41	25.31	
Average	35	21.60	
Fair	20	12.35	
Poor	11	6.79	
Missing	0	0.00	

**Computing10**

Response	Frequency	Percent	
Very Strong	105	64.81	
Stong	33	20.37	
Average	20	12.35	
Fair	3	1.85	
Poor	1	0.62	
Missing	0	0.00	

**Natural Sciences1**

Response	Frequency	Percent	
Very Strong	63	38.89	
Stong	62	38.27	
Average	30	18.52	
Fair	6	3.70	
Poor	1	0.62	
Missing	0	0.00	

**Natural Sciences2**

Response	Frequency	Percent	
Very Strong	50	30.86	
Stong	63	38.89	
Average	37	22.84	
Fair	9	5.56	
Poor	3	1.85	
Missing	0	0.00	

**Natural Sciences3**

Response	Frequency	Percent	
Very Strong	65	40.12	
Stong	60	37.04	
Average	29	17.90	
Fair	7	4.32	
Poor	1	0.62	
Missing	0	0.00	

**Natural Sciences4**

Response	Frequency	Percent	
Very Strong	64	39.51	
Stong	66	40.74	
Average	21	12.96	
Fair	8	4.94	
Poor	3	1.85	
Missing	0	0.00	

**Humanities & Visual & Performing Arts1**

Response	Frequency	Percent	
Very Strong	76	46.91	
Stong	67	41.36	
Average	17	10.49	
Fair	1	0.62	
Poor	0	0.00	
Missing	1	0.62	

**Humanities & Visual & Performing Arts2**

Response	Frequency	Percent	
Very Strong	68	41.98	
Stong	59	36.42	
Average	33	20.37	
Fair	1	0.62	
Poor	0	0.00	
Missing	1	0.62	

**Humanities & Visual & Performing Arts3**

Response	Frequency	Percent	
Very Strong	72	44.44	
Stong	55	33.95	
Average	31	19.14	
Fair	3	1.85	
Poor	0	0.00	
Missing	1	0.62	

**Social & Behavioral Sciences1**

Response	Frequency	Percent	
Very Strong	50	30.86	
Stong	73	45.06	
Average	32	19.75	
Fair	2	1.23	
Poor	0	0.00	
Missing	5	3.09	

**Social & Behavioral Sciences2**

Response	Frequency	Percent	
Very Strong	54	33.33	
Stong	65	40.12	
Average	35	21.60	
Fair	2	1.23	
Poor	1	0.62	
Missing	5	3.09	

**Social & Behavioral Sciences3**

Response	Frequency	Percent	
Very Strong	52	32.10	
Stong	69	42.59	
Average	33	20.37	
Fair	3	1.85	
Poor	0	0.00	
Missing	5	3.09	

**Social & Behavioral Sciences4**

Response	Frequency	Percent	
Very Strong	61	37.65	
Stong	70	43.21	
Average	25	15.43	
Fair	1	0.62	
Poor	0	0.00	
Missing	5	3.09	






**Social & Behavioral Sciences5**

Response	Frequency	Percent	
Very Strong	53	32.72	
Stong	55	33.95	
Average	44	27.16	
Fair	4	2.47	
Poor	1	0.62	
Missing	5	3.09	

**Social & Behavioral Sciences6**

Response	Frequency	Percent	
Very Strong	64	39.51	
Stong	56	34.57	
Average	34	20.99	
Fair	3	1.85	
Poor	0	0.00	
Missing	5	3.09	

**Social & Behavioral Sciences7**

<b>Response</b>	<b>Frequency</b>	<b>Percent</b>	
Very Strong	79	48.77	
Stong	49	30.25	
Average	27	16.67	
Fair	1	0.62	
Poor	1	0.62	
<b>Missing</b>	5	3.09	